









Lee's Summit, MO Solar Potential

	Land Use	Available Roof Area	Potential Installed Capacity	Potential Electricity Cost Savings
	Agriculture or Vacant	1,622,368 sq ft	10,545 kW	\$1,320,677
	Commercial	4,988,605 sq ft	32,426 kW	\$4,060,938
	Industrial	5,123,154 sq ft	33,301 kW	\$4,170,466
	Office	2,485,653 sq ft	16,157 kW	\$2,023,427
	Park, Open Space	295,638 sq ft	1,922 kW	\$240,662
	Public/Semipublic	4,129,376 sq ft	26,841 kW	\$3,361,489
	Residential	47,227,388 sq ft	306,978 kW	\$38,445,111
	Unclassified	37,383 sq ft	243 kW	\$30,431

