









Oak Grove, MO Solar Potential

	Land Use	Available Roof Area	Potential Installed Capacity	Potential Electricity Cost Savings
	Agriculture or Vacant	117,063 sq ft	761 kW	\$95,295
	Commercial	509,598 sq ft	3,312 kW	\$414,834
	Industrial	304,071 sq ft	1,976 kW	\$247,526
	Office	51,322 sq ft	334 kW	\$41,778
	Park, Open Space	31,143 sq ft	202 kW	\$25,352
	Public/Semipublic	447,526 sq ft	2,909 kW	\$364,305
	Residential	3,194,429 sq ft	20,764 kW	\$2,600,402
	Unclassified	16,404 sq ft	107 kW	\$13,353

