










# Kansas City, MO Solar Potential

	Land Use	Available Roof Area	Potential Installed Capacity	Potential Electricity Cost Savings
	Agriculture or Vacant	1,095,245 sq ft	10,952 kW	\$1,075,046
	Commercial	16,486,684 sq ft	164,867 kW	\$16,182,637
	Industrial	23,500,176 sq ft	235,002 kW	\$23,066,786
	Mixed Use	70,495 sq ft	705 kW	\$69,195
	Office	6,134,308 sq ft	61,343 kW	\$6,021,179
	Park, Open Space	1,438,451 sq ft	14,385 kW	\$1,411,923
	Public/Semipublic	11,311,498 sq ft	113,115 kW	\$11,102,891
	Residential	101,695,807 sq ft	1,016,958 kW	\$99,820,333
	Unclassified	1,831,027 sq ft	18,310 kW	\$1,797,259

